

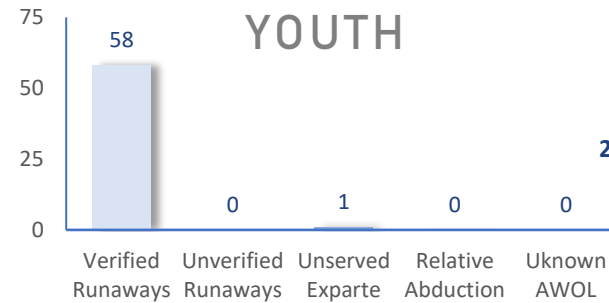
The following statistics show the status and demographics of absent Kansas foster youth and track DCF's successful recovery efforts.

## RECOVERED YOUTH

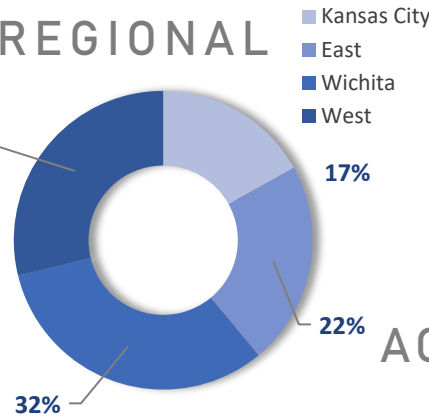


\*A youth may be recovered more than once per month.

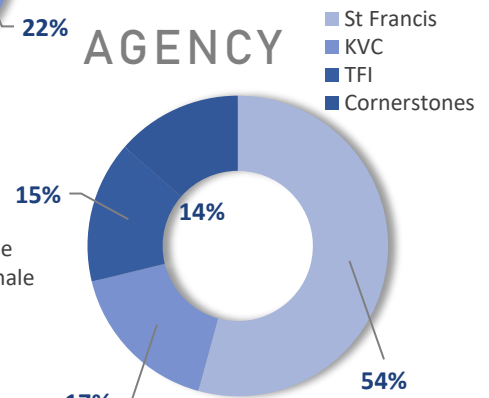
## CURRENT AWOL YOUTH



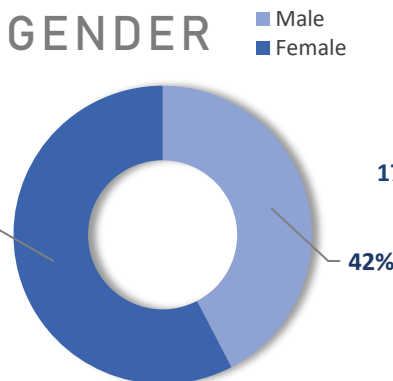
## REGIONAL



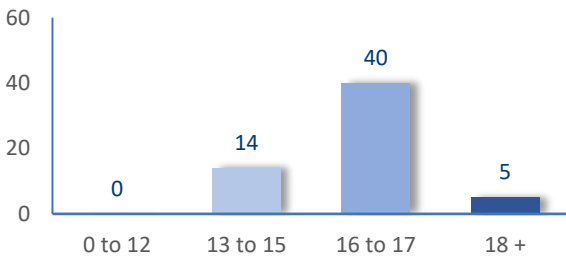
## AGENCY



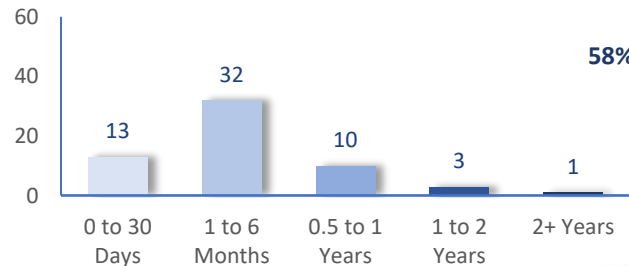
## GENDER



## AGE



## TIME



## DAILY AWOL YOUTH

# 2023

October		November		December		January	
DATE	# AWOL	DATE	# AWOL	DATE	# AWOL	DATE	# AWOL
3	65	1	59	1	61	3	58
4	66	2	58	2	62	4	57
5	64	3	58	5	61	5	58
6	65	4	61	6	65	6	58
7	65	7	63	7	64	9	60
10	63	8	60	8	64	10	57
11	65	9	61	9	62	11	57
12	68	10	60	12	61	12	57
13	62	14	59	13	61	13	59
14	62	15	57	14	61	17	59
17	72	16	56	15	59	18	
18	73	17	56	16	57	19	
19	63	18	56	19	54	20	
20	62	21	56	20	54	23	
21	60	22	56	21	56	24	
24	59	23	58	27	56	25	
25	61	28	56	28	56	26	
26	60	29	54	29	55	27	
27	58	30	59	30	53	30	
28	57					31	
31	57						